
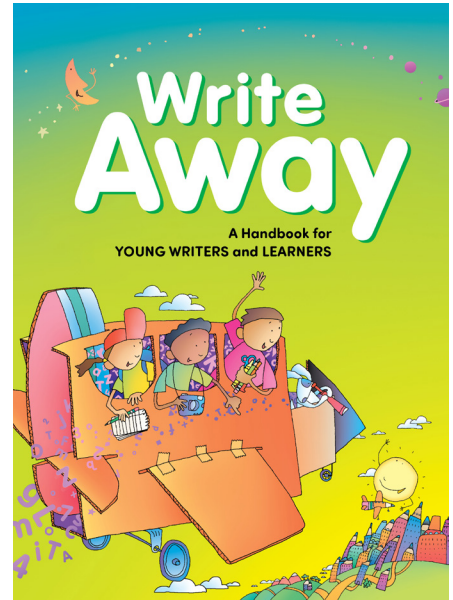


Welcome to the *Write Away* Program!

Write Away encourages second grade writers with interesting models, beautiful illustrations, and a friendly voice.

- The **Process of Writing** guides your students through prewriting, writing, revising, and editing.
- The **Forms of Writing** help students write great paragraphs, essays, reports, stories, poems, and much more.
- The **Tools of Learning** teach skills for reading, studying, listening, speaking, and test taking.
- The **Proofreader's Guide** helps your students with key points of grammar.
- The **Student Almanac** guides young writers across the curriculum.




The free, online *Write Away Teacher's Guide* leads you page by page through the student handbook. Check out k12.thoughtfullearning.com/WATG:

- Scope and Sequence
- Yearlong Timetable
- Getting-Started Activities
- Chapter-by-Chapter Guide to the Student Handbook
- Assessing Writing
- Activities and Handouts

The *Write Away SkillsBook* overflows with fun language activities that help your students improve the correctness of their writing:

- Punctuation
- Mechanics
- Usage
- Spelling
- Sentences
- Grammar



Getting Started with *Write Away*

Week	<i>Write Away</i> Handbook or <i>SkillsBook</i>
1	Getting-Started Activities Your First Week with the Handbook 3–9 Writing in Journals 71–73 Skills Activities: Understanding Sentences 290–291 <ul style="list-style-type: none">• SB 107–108
2	Starting to Write 11–17 Using the Writing Process 18–23 Skills Activities: Parts of a Sentence 290–291 <ul style="list-style-type: none">• SB 109–112

Step 1 Go to the free *Teacher's Guide* k12.thoughtfullearning.com/WATG.

- Select the suggested **Yearlong Timetable** to see what you'll be teaching.
- Select **Getting-Started Activities** to introduce the program.

Step 2 Select the chapter you want to teach, such as “Starting to Write”

- Read the **Start-Up Activity** and **Think About It** quotation.
- Note the **Common Core State Standards** you are teaching.
- Follow the **page-by-page guidelines** for teaching the material.
- Use **download activities, minilessons, additional models, more topics,** and many more resources.

Start-Up Activity

Classrooms where writing is celebrated are filled with students like the ones presented in this chapter. Students in them write notes, poems, reports, journals, plays, songs, and much more.

To introduce this chapter, ask students to complete this open-ended sentence: “I like writing because . . .” Display some of their ideas. Then tell students that in this chapter they will learn why six other students like writing.

Think About It

“I’ve known since second grade that I wanted to be a writer.”

—Paula Danziger

Parts of a Sentence 1

Every **sentence** has two parts, the **subject** and the **verb**.

Joe planted a seed.

subject verb

The subject is the naming part. The verb tells what the subject is doing.



A Underline the subject with one line. Underline the verb with two lines.

Step 3 Integrate *SkillsBook* activities with authentic student writing.

- Assign skills activities from the *Write Away SkillsBook* as shown in the Yearlong Timetable.
- Have students immediately apply their learning to their current and future compositions.

Step 4 Assess writing using **checklists, peer-response sheets, rubrics,** and **sample assessments.**

- Prepare students for success on **high-stakes writing assessments.**